

Does Temperature Affect Homicide Rate?

Ashutosh Mishra*

Geography Department, University of Allahabad, Allahabad-211002, India

Corresponding author: Ashutosh Mishra, Geography Department, University of Allahabad, Allahabad-211002, India, Tel: 9415866666; E-mail: ashutoshkmisra@gmail.com

Received date: Nov 20, 2014, **Accepted date:** Jan 22, 2015, **Published date:** Jan 26, 2015

Copyright: © 2015 Mishra A. This is an open-access article distributed under the terms of the Creative Commons Attribution License, which permits unrestricted use, distribution, and reproduction in any medium, provided the original author and source are credited.

Abstract

Crime is an act against law and thus is a punishable offence. Crime varies over space and time. Among all crime types, murder is the most cruel and inhumane which do an irreparable damage to the society. Present study attempts to analyse the trend and pattern of homicide and its various determinants. Social heterogeneity and weather- more specifically temperature, are considered to be most influencing in catalysing aggression and murder. The study tries to evaluate the linkages between these factors by examining the correlation between homicide and income and poverty level, level of urbanisation, and temperature in India over a 13-year span of time. Results show that while poverty, urbanisation and income level do not affect the homicide significantly in unidirectional manner, temperature does affects the pattern of murder incidences. Interestingly the regions which have witnessed warming trend during the past decade, are also the areas of high and increasing homicide rates.

Keywords: Stressors; Microdata; Geographic resolution; Ambient temperatures; Precursors; Relative deprivation

Introduction

Crime is an act against law. Man, as a physical being, is like other bodies governed by invariable laws. Laws, in their most general signification, are the necessary relations arising from the nature of things [1]. These laws may be natural or social. With the evolution of human society social laws emerged as a base to maintain social serenity. Gradual development of society filled a thirst for development in humankind. This desire whenever and wherever failed, generated frustration, depression and aggression. Lopsided economic development further strengthened these feeling by giving birth to poverty, unemployment and deprivation. These situations in combined ultimately produced crime. Among all the crime categories homicide is the severe most where society loses all the ethical bounds. Homicide is the most readily measurable, clearly defined and most comparable indicator for measuring violent crime. It may be defined as “unlawful death purposefully inflicted on a person by another person” [2].

Homicide caused the deaths of almost half a million people (437,000) across the world in 2012. More than a third of those (36 per cent) occurred in the Americas, 31 per cent in Africa and 28 per cent in Asia, while Europe (5 per cent) and Oceania (0.3 per cent) accounted for the lowest shares of homicide at the regional level [2].

The global average homicide rate stands at 6.2 per 100,000 population, but Southern Africa and Central America have rates over four times higher than that (above 24 victims per 100,000 population), making them the sub-regions with the highest homicide rates on record, followed by South America, Middle Africa and the Caribbean (between 16 and 23 homicides per 100,000 population). Meanwhile, with rates some five times lower than the global average, Eastern Asia, Southern Europe and Western Europe are the sub-regions with the lowest homicide levels. Interestingly most of the homicide is situated

between 30° North to 30° South latitudes, which is the warmest region on the earth (Figure 1).

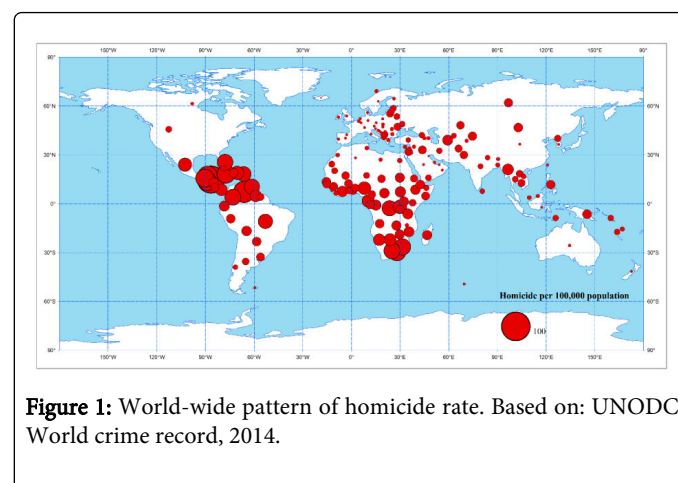


Figure 1: World-wide pattern of homicide rate. Based on: UNODC World crime record, 2014.

United Nations Office on Drugs and Crime (UNODC) data points out plausible relationship between climate (and especially temperature) and homicide. Crimes result from the interaction between individuals and environment, and the majority of the literature that has investigated the relationship between weather and homicide support the theory that weather does affect murder occurrences [3]. The literature pertaining to the effect of weather element on behaviour reveals two major biological theories. The first theory considers weather changes or extremes to be stresses. The theory states that if a person is highly stressed, or more sensitive to stressors, weather change may exhibit behavioural or mood changes to him. The second theory considers weather as a stimulus to the human organism which can have both physiological and psychological effects [4]. Researchers have found that weather is the production function for crime [3,5]. Becker [6] and Jacob et al., [7] considered weather conditions as an input that affect the probability of successfully completing a crime and escaping undetected afterward.

Scientists have adopted different approaches and types of data sets to draw their results. While some studies have focused on measuring the short-term relationship between weather and crime using hourly, daily, or weekly microdata [7-11], others have used aggregate annual data to measure association between weather and crime [12,13]. While micro studies have noticed accountable influence of weather elements on homicide rate, the studies analysing bigger regions have found mixed results, possibly due to the lack of temporal and geographic resolution in their homicide and weather data.

Among all the climatic elements, temperature and precipitation are the most important determinants for weather conditions. And, therefore, variability pattern of these two elements may define the nature and degree of association between weather and homicide rate. On the basis of cost and benefit analysis, [8] found evidence that temperature and precipitation supported violent crimes. Michael and Zumpe [14,15] found a positive relationships between the annual mean temperature and annual mean homicide rate. DeFronzo [16], also found positive association between year-total homicide data and the number of 'Hot Days' in their study. John Cotton [17] suggest that aggressive behaviour increases above 90°F. An analysis by Harries and Standler [18] suggests that there is no curvilinear effect between temperature and aggression, even during conditions of extreme heat. On the other hand Jacob et al., [7] found that short term weather changes impacts weekly or daily rates of criminal activity but in the long run the correlation is not linear.

A series of experiments on the influence of high ambient temperature on aggressive behaviour by using two temperature conditions ('hot' being approximately 93°F and 'cool' being approximately 73°F) and two arousal conditions established a curvilinear relationship between aggression and heat [19-23]. These experiments noted that aggressive behaviour increases with heat up to about 85°F, and then decreases. However, Anderson and Anderson [24] proposed that the curvilinear effect may be an experimental artefact, because the temperature manipulations were extremely obvious to the subjects. Bell, Fisher, and Loomis [25] concluded that extremely high ambient temperatures, especially when combined with other sources of irritation or discomfort, may become so debilitating that aggression is no longer facilitated and may well be reduced' [25]. On the other hand, by using negative feedback technique Bovanowsky et al., [26] found that aggression increased with heat.

Feldman and Jarmon [27] found no significant correlations between ambient temperature and homicide. A ten year period trend analysis by Perry and Simpson [28] recorded no significant relationship between the monthly homicide rate and the monthly minimum temperature. In his study Cohn [3] could not establish a significant relationship between heat (temperature) and homicide rate, however he concluded that heat does affect crime in the areas of aggression and violence.

The review reveals that while the daily influence of heat on homicide is doubtful, there is evidence of long-term association of homicides with high-temperatures. However, this association could be mediated by a variety of cultural, regional, and historical factors.

The relationship between rain and crime appears to vary with the type of crime examined. While assault and other crimes show some notable association with precipitation, homicide does not associate very well. Feldman and Jarmon [27] examined the association between rainfall and crime on a day-to-day basis and did not find any significant correlation between precipitation and homicide rate. In

examining the relationship between rainfall and crime, DeFronzo [16] considered the number of days on which amount of precipitation exceeded 0.25 mm. while in his study Perry and Simpson [28] analysed monthly amounts of precipitation and month-wise crime rate. Like Feld and Jarmon, these two studies too could not establish notable relationship between precipitation and homicide rate. In his study of homicide and aggravated assaults, Pokorny [29] found the similar results that homicide is not significantly related to rainfall.

The results of these studies show both negative and positive outcomes, and they commonly show that while temperature (heat) have conflicting influences on homicide rate, rainfall does not seem to be a good predictor for the same.

Besides these researches suggesting influence of physical environment on homicide, there are number of studies explaining crime pattern on the basis of social interactions that occur during day-to-day life [13,30]. However, these studies too acknowledge the role of physical environment and believe that weather conditions that foster social interactions are likely to increase crime rates. World is passing through a phase of industrialisation and rapid urbanisation and these two have been regarded as precursors in bringing socio-economic development. However, many researchers consider industrialization and urbanization as an underlying causes of crime. Shaw & McKay [31] says that "due to constant influence of exogenous forces such as industrial invasion and migration, the process of industrialization and urbanization promotes crime". These exogenous forces disturb the traditional norms and values of the community, and continuous invasions of "foreign" cultures, and sprawling large urban settings, prevents the community from establishing shared norms and values. Crime rates are expected to be relatively low in societies characterized by a homogeneous population and simple technological development because social norms are relatively strong, unambiguous, and binding. In societies characterized by heterogeneous populations, perhaps as a result of rapid socioeconomic change (i.e., industrialization and urbanization), individuals are less likely to accept group-oriented discipline over personal desires due to confusion over norms and values [32].

It is said that human behaviour can be largely predicted by his socio-economic environment [33], and economic structure has a considerable impact on human activities such as crime, especially in terms of income level or poverty, economic inequality, and economic opportunity. Quetelet [34] says that crime is especially significant in areas with rapid social or economic change, rather than in areas where people are poor but are able to satisfy their basic needs. Poverty increases the probability that individuals will engage in criminal activities, and according to Philips [35] economic independence for the poor is the single most crucial element in any plan to fight crime. Blau and Blau [36] reports that economic inequality is positively associated with high rates of violent crime. In his study Bailey [37] and Williams [38] found that poverty is positively (insignificantly) associated with homicide rates, while Messner [39] noticed that poverty has a negative (although insignificant) impact on homicide rate. Aronson [40] argues that poverty leads frustration, which further leads to aggression. He says, "frustration is not simply the result of deprivation; it is the result of relative deprivation" (1988: 212-13). And, therefore, a society with the high level of economic inequality will have high crime rates [32,41-44].

Unemployment is also considered to be a major factor in incidence of crime. The unemployed people are more likely to be exposed to the lure of criminal subcultures because of their lack of involvement in

conventional activities and close personal relationships with non-family members [45,46]. Researchers have found mixed results on unemployment-crime association. Danziger [47] and Jacob [48] noticed a positive relationship between unemployment rates and homicide, while Spector [49] found no significant relationship between unemployment rates and murder rate. On the other hand Crutchfield et al., [50] and Kennedy et al., [51] recorded a negative relationship between unemployment rates and homicide.

This study is an attempts to understand different underlying factors responsible for the homicides by taking India as a case. The country is characterised by a high heterogeneous socio-ethical base and climatic conditions over the mainland varies greatly.

Data Sources and Methodology

Temperature is the most important determinant of weather conditions and most of the studies examining relationship between climate and crime are based on the variability pattern of temperature. Present study is also confined to this climatic factor to analyse the association between climate and homicide rate. The study is based on the month-wise data 13 years period (2001-2013) at state and district level. The temperature data was obtained from India Meteorological Department, while district level monthly homicide rates were extracted from crime censuses of various years published by National Crime Record Bureau. World level crime pattern is based on the data of United Nations Office on Drugs and Crime. To map poverty, Human Development Report 2013, was used while population figures are based on Census of India, 2011.

Homicides occur more infrequently than other violent crimes, and this may, thus, seriously reduce the effectivity of the statistical tests employed. Therefore, the study attempts to understand the nature and level of association between weather and crime by using maps and graphs, however simple statistical techniques have also been employed.

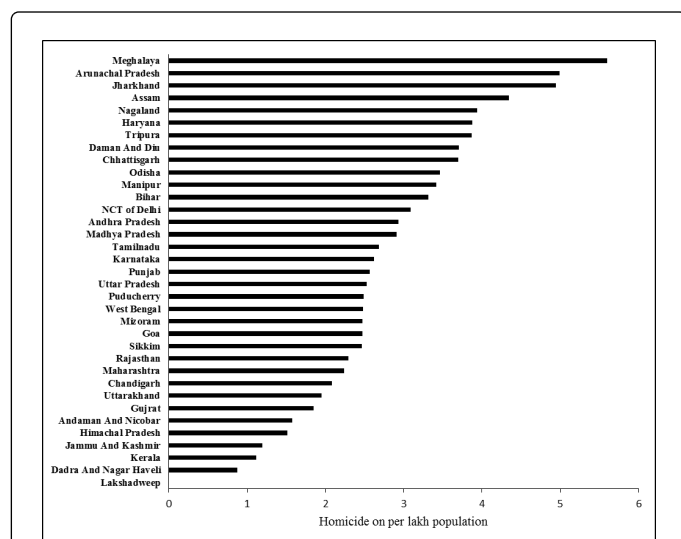


Figure 2: Incidence of homicide on per lakh population recorded in Indian states in 2013. Source: National Crime Record Bureau of India

Trend of Homicide in India

Increased crime rates play a decisive role in hindering the growth of a nation as a unit, especially in the case of developing countries like India. While statistics may not necessarily be able to tell the whole truth, but they do give an insight into aspects that would have been otherwise overlooked. India has recorded 33201 murder (3 per lakh population), 33707 rape (3 per lakh population), 65461 kidnapping & abduction (5 per lakh population), 72126 riots (6 per lakh population), and 2647722 IPC crime incidences (219 per lakh population) in 2013 (NRBC, 2013).

According to NCRB's Crime in India 2013 report, Kerala, the state that tops in many development indicators, also reports the highest rate of crimes under the Indian Penal Code (Figure 1). At 455.8 per lakh population, the crime figures for Kerala is more than double of the national average. Nagaland, according to the report, has the lowest crime rate that is only a tenth of that in Kerala. Among cities, Kochi reports 817.9 incidents of IPC crimes for every lakh population, the highest in the country. Indore comes second with 762.6 incidents (Figure 2).

When we see the pattern of homicide at district level, Nadia district of west Bengal has recorded highest homicide cases (517). Nadia has also registered highest number of total incidences of IPC Crimes (80184). However comparing on absolute numbers does not seem very convincing because every state and district have different population size. To compare in real terms the study measures homicide rates on per lakh population. At per lakh population base, Dibang Valley district of Arunachal Pradesh records the highest number of homicides on per lakh population (1228).

Previous literature suggests that in various variable functions of homicide and crime, social determinants like poverty, urbanisation, per capita income, and climatic determinants and more specifically temperature are the most important elements deciding pattern and trend of crime.

Results

The urbanisation profile of the country suggests that homicide is not significantly associated with the level of urbanisation. The North-Eastern districts of the country and especially the districts of boundary state-Arunachal Pradesh which are poorly urbanised, record the maximum homicide per year (Figure 1). In general the less urbanised Himalayan states of India- Jammu and Kashmir, Himachal Pradesh, Uttarakhand, Sikkim, Arunachal Pradesh, Tripura, Nagaland, Manipur and Mizoram have recorded high homicide rates. However, some highly urbanised coastal districts also have registered the high homicide rate (Figure 3).

Table 1 shows few districts which have recorded high homicide rate. It is clear from the table that urbanisation and homicide rate are not very well correlated.

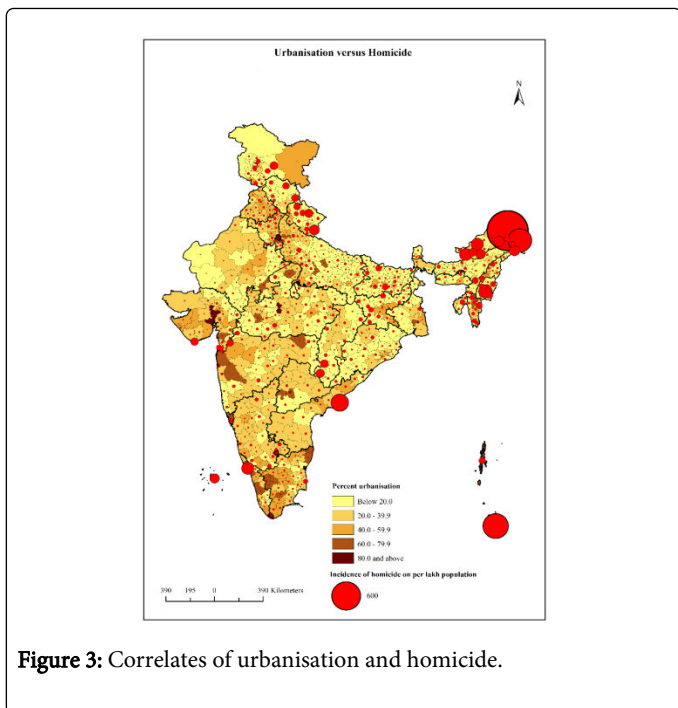


Figure 3: Correlates of urbanisation and homicide.

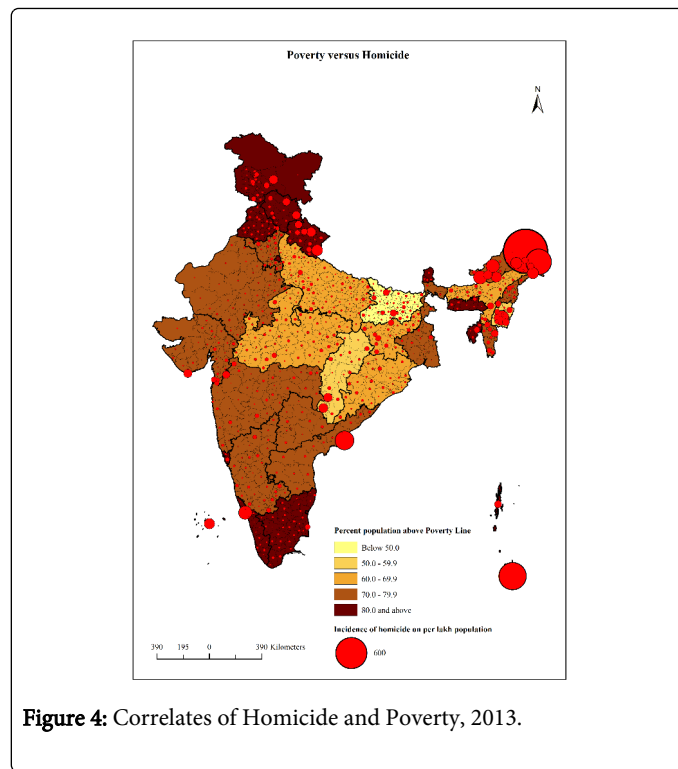


Figure 4: Correlates of Homicide and Poverty, 2013.

District	State	Murder per lakh population	Urbanisation in per cent
Dibang Valley	Arunachal Pradesh	50	29.79
Bijapur	Karnataka	27	11.60
Nicobar	Andaman and Nicobar	22	0.0
Khunti	Jharkhand	20	8.46
Gumla	Jharkhand	19	6.35
Bijapur	Chhattisgarh	18	11.60
Kokrajhar	Assam	12	6.19
East Kameng	Arunachal Pradesh	11	23.32
Jaintia Hills	Meghalaya	11	7.20
Simdega	Jharkhand	11	7.16
Yanam	Puducherry	11	100

Table 1: Districts having high homicide rate. Source: National Crime Record Bureau of India

Studies suggest that socio-economic state influence the human behaviour and homicide rate significantly [33-39]. Undoubtedly income and poverty are the two most important determinants of wellbeing but here in case of India, results suggest that regions above poverty line are also the areas having more homicide incidences with some exceptions like some poverty stricken districts of Bihar (Sheikhpura, Sheohar and Jehanabad) and Chhattisgarh (Bijapur and Narayanpur) have registered high homicide rates (Figure 4).

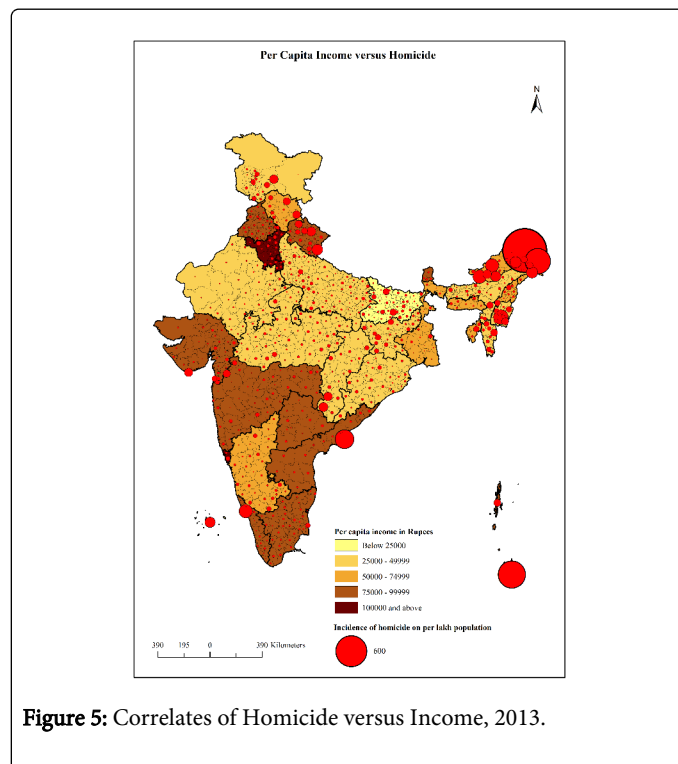


Figure 5: Correlates of Homicide versus Income, 2013.

Per capita income has not shown any significant relationship with homicide rate (Figure 5). States like Haryana and Delhi which have recorded the highest per capita income are not the regions of high murder rates. While on the other hand almost all the districts of Uttarakhand and some districts of Telangana, Kerala, Gujrat and

Maharashtra have shown a significant and positive association between murder and income.

Pradesh, Uttarakhand and Arunachal Pradesh registered the maximum homicide, some high temperature regions of Kerala, Telangana, Maharashtra, Gujrat and Chhattisgarh states too have recorded high homicide rates (Figure 6). However, Figure 7 presents some convincing explanation of temperature-homicide association by comparing warming and homicide trends.

Evidently all the regions which have witnessed significant warming during the analysis period of 13 years (2001-2013), are also the areas of high homicide rates.

Conclusion

Results suggest that social parameters like urbanisation, poverty and per capita income do not correlate very well with homicide trends. On the other hand regions of harsh climatic conditions—desert areas (districts of Rajasthan) and mountainous landscapes (districts of Jammu & Kashmir, Uttarakhand, Sikkim, Arunachal Pradesh, Tamil Nadu and Kerala) have a significant covariance with homicide rate. Districts of almost plain topography and mild climatic condition did not show any significant relationship between homicide and temperature trends. The regions which have shown the warming trend during the past decade have recorded the increasing murder incidences. Thus, while ambient temperature conditions, and heterogeneous landscape (physical as well as social) seems catalytic to increase the murder rates, warming trend also has a great bearing on homicide incidences.

References

- Montesquieu B De (1748) *The spirit of the laws*. G Bell and Sons, Ltd. (trans. Nugent Thomas, 1752), London.
- UNODC (2014) *Global study on homicide 2013: trends, contexts, data*. United Nations office on drugs and crime, Vienna.
- Cohn EG (1990) Weather and crime. *British Journal of Criminology* 30: 51-64.
- Moos RH (1976) *The human context: environmental determinants of behaviour*. John Wiley and Sons, New York.
- Agnew R (2012) *Dire Forecast: A theoretical model of the impact of climate change on crime*. *Theoretical Criminology* 16: 21-42.
- Becker G (1968) *Crime and punishment: an economic approach*. *Journal of Political Economy* 76: 169-217.
- Jacob B, Lefgren L, Moretti E (2007) The dynamics of criminal behaviour: evidence from weather shocks. *Journal of Human Resources* 42: 489-527.
- Horrocks J, Menclova A (2011) The effects of weather on crime. *New Zealand Economic Papers* 45: 231-254.
- Bushman BJ, Wang MC, Anderson CA (2005) Is the curve relating temperature to aggression linear or curvilinear? Assaults and temperature in minneapolis reexamined. *J Pers Soc Psychol* 89: 62-66.
- Cohn E, James R (2000) Weather, seasonal trends, and property crimes in Minneapolis, 1987-1988: A moderator-variable time-series analysis of routine Activities. *Journal of Environmental Psychology* 20: 257-272.
- Brunsdon C, Jonathan C, Gary H, Andrew W (2009) The influence of weather on local geographical patterns of police calls for service. *Environment and Planning- B: Planning and Design* 36: 906-926.
- Anderson CA, Bushman BJ, Groom RW (1997) Hot years and serious and deadly assault: empirical tests of the heat hypothesis. *J Pers Soc Psychol* 73: 1213-1223.
- Rotton J, Cohn E (2003) Global Warming and U.S. crime rates: An application of routine activity theory. *Environment and Behaviour* 35: 802-825.
- Michael RP, Zumpe D (1983) Sexual violence in the United States and the role of season. *Am J Psychiatry* 140: 883-886.

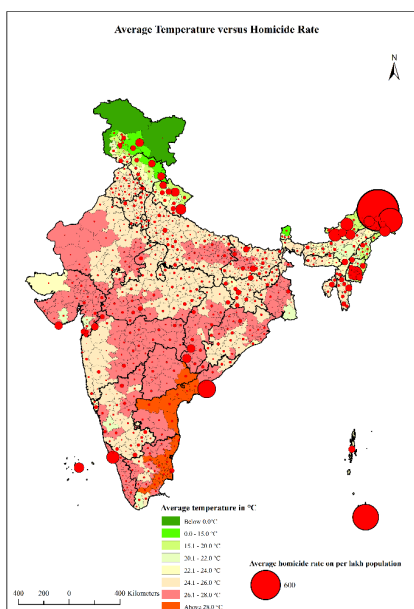


Figure 6: Temperature versus Homicide.

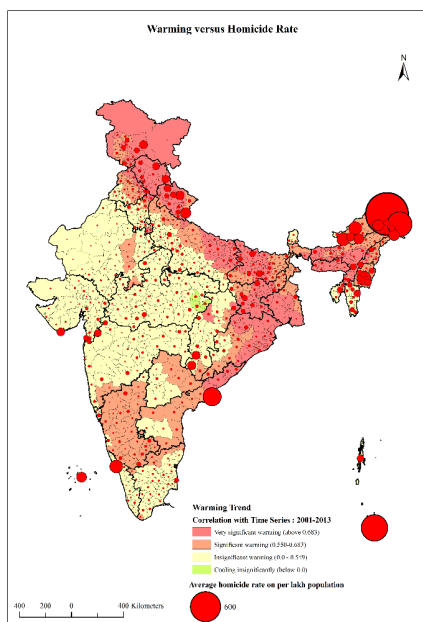


Figure 7: Warming versus Homicide.

Apart from socio-economic factors, physical elements seems having more striking connection with homicide pattern. The analysis of temperature-homicide association on the basis of average temperature data for the study period of 2001-2013 support the hypothesis that temperature does affect homicide rate, although exceptions are there. While low temperature zones like Jammu & Kashmir, Himachal

15. Michael RP, Zumpe D (1983) Annual rhythms in human violence and sexual aggression in the United States and the role of temperature. *Soc Biol* 30: 263-278.
16. Defronzo J (1984) Climate and crime: Tests of an FBI assumption. *Environment and Behaviour* 16: 185-210.
17. Cotton JL (1986) Ambient temperature and violent crime. *Journal of Applied Social Psychology* 16: 786-801.
18. Harries KD, Stadler SJ (1988) Heat and violence: new findings from dallas field data, 1980-1981. *Journal of Applied Social Psychology* 18: 129-138.
19. Baron RA (1972) Aggression as a function of ambient temperature and prior anger arousal. *J Pers Soc Psychol* 21: 183-189.
20. Baron RA, Lawton SF (1972) Environmental influences on aggression: The facilitation of modelling effects by high ambient temperatures. *Psychonomic Science* 26: 80-82.
21. Baron RA, Bell PA (1975) Aggression and heat: mediating effects of prior provocation and exposure to an aggressive model. *J Pers Soc Psychol* 31: 825-832.
22. Baron RA, Bell PA (1976) Aggression and heat: the influence of ambient temperature, negative affect, and a cooling drink on physical aggression. *J Pers Soc Psychol* 33: 245-255.
23. Bell PA, Baron RA (1976) Aggression and heat: The mediating role of negative affect. *Journal of Applied Social Psychology* 6: 18-30.
24. Anderson CA, Anderson DC (1984) Ambient temperature and violent crime: tests of the linear and curvilinear hypotheses. *J Pers Soc Psychol* 46: 91-97.
25. Bell PA, Fisher JD, Loomis RJ (1978) *Environmental Psychology*. Philadelphia: WB Saunders.
26. Bovanowsky EO, Calvert J, Youno J, Brideau L (1981) Toward a thermoregulatory model of violence. *Journal of Environmental Systems*, 11: 81-87.
27. Feldman HS, Jarmon RG (1979) Factors influencing criminal behavior in Newark: a local study in forensic psychiatry. *J Forensic Sci* 24: 234-239.
28. Perry JD, Simpson ME (1978) Violent crimes in a city: environmental determinants. *Environment and Behaviour* 19: 77-90.
29. Pokorny AD (1965) Human violence: A comparison of Homicide, Aggravated Assault, Suicide, and Attempted Suicide. *Journal of Criminal Law, Criminology and Police Science* 56: 488-97.
30. Glaeser E, Sacerdote B, Scheinkman J (1996) Crime and social interactions. *Quarterly Journal of Economics* 111: 507-48.
31. Shaw CR, Mckay HD (1969) *Juvenile delinquency and urban areas*, Chicago. University of Chicago Press.
32. Tsushima M (1996) Economic structure and crime: The case of Japan. *Journal of Socio-Economics* 25: 497-515.
33. Bonger W (1916) *Criminality and economic conditions*. Little Brown, Boston.
34. Quetelet A (1984) *Research on the propensity for crime at different ages* (translated by S. Sylvester). Cincinnati, Anderson (Original work published 1831).
35. Philips MB (1991) A hedgehog proposal. *Crime and Delinquency* 37: 555-574.
36. Blau JR, Blau PM (1982) The cost of inequality: Metropolitan structure and violent crime. *American Sociological Review* 47: 114-129.
37. Bailey WC (1984) Poverty, Inequality, and City Homicide Rates. *Criminology* 22: 531-550.
38. Williams KR (1984) Economic sources of homicide: reestimating the effects of poverty and inequality. *Am Sociol Rev* 49: 283-289.
39. Messner SF (1982) Poverty, Inequality, and the Urban Homicide Rate. *Criminology* 20: 103-114.
40. Aronson E (1988) *The social animal*. Freeman, New York.
41. Bayley DH (1991) *Forces of order*. University of California Press, Berkeley.
42. Ladbroke DA (1988) Why are crime rates higher in urban than in rural areas? Evidence from Japan, Australian and New Zealand. *Journal of Criminology* 21: 81-103.
43. Tanioka I, Glaser D (1991) School uniforms routine activities, and the social control of delinquency in Japan. *Youth and Society* 23: 50-75.
44. Hartnagel TF, Lee GW (1990) Urban crime in Canada. *Canadian Journal of Criminology* 32: 591-606.
45. Gottfredson MR, Hirschi T (1990) *A general theory of crime*. Stanford University Press, Stanford.
46. Kelvin P, Jarret JE (1985) *Unemployment: Its social psychological effects*. Cambridge University Press, New York.
47. Danziger S (1976) Explaining urban crime rates. *Criminology* 14: 291-296.
48. Jacobs D (1981) Inequality and economic crime. *Sociology and Social Research* 66: 12-28.
49. Spector PE (1975) Population density and unemployment. *Criminology* 12: 399-401.
50. Crutchfield RD, Greerken MR, Gove WR (1982) Crime rate and social integration. *Criminology* 20: 467-478.
51. Kennedy LW, Silverman RA, Forde DR (1991) Homicide in urban Canada: Testing the impact of economic inequality and social disorganization. *Canadian Journal of Sociology* 16: 397-410.